

Baycroft Wagyu

CALF HEALTH PROTOCOL – UPDATED: AUGUST 2017

Newborn Calf: 0 to 4 hours

Give Calf Guard orally as soon as possible after birth. At least ½ hour prior to colostrum feeding.

Wait ½ hour and give Bovine Ecolizer + C20

Identify (Ear tag)

Weigh

Feed Colostrum 1 pound per 10 pounds of weight.

Disinfect navel – (7% tincture of iodine) Dip navel (spraying is not recommended)

Newborn Calf - Calf Guard



Calf Guard Oral Vaccine:

Locate tray of vaccines in tray in refrigerator. Use a 12 cc syringe. It is easier to properly reach the back of the calf's mouth with a larger syringe. Draw 3 cc Sterile Diluent into syringe. Expel Sterile Diluent into Calf Guard powder bottle and mix. Draw calf guard/diluent mixture into 12 cc syringe. Take needle off syringe. Expel contents of syringe into the back of the calf's mouth. Wait 30 minutes before any other vaccines or colostrum are administered to ensure vaccine is effective. Calf should be given this vaccine before it nurses.

Newborn Calf - Bovine Ecolizer + C 20cc



Bovine Ecolizer + C 20 should be administered at least 30 minutes after Calf Guard is given to new born calf.

Locate vaccine in refrigerator. Administer tube orally

Ear tag



Locate Health Book. Identify the next number to be used for identification and ear tag the newborn calf with that number.

Make a new page in the book for the ear tag number and record calf's newborn information in the book.

Sex, weight, dam's number, sire's number, vaccinations given etc.

Colostrum



Colostrum 1 pound per 10 pounds of weight. Example 70 pound calf gets 7 pounds. Colostrum to be fed to calf via bottle. If calf doesn't drink, feed via feeding bag with tube placed down calf's throat. Colostrum can be fed immediately after Bovine Ecolizer + C vaccine.

Colostrum is frozen Holstein colostrum from dairy where cows have had scour guard vaccinations prior to calving. Cows are vaccinated for salmonella. We do not vaccinate calves for salmonella due to harshness of the vaccine. Colostrum is tested for immunoglobulin levels and pasteurized.

Newborn Calf -7% tincture of iodine



Dip calf navel with iodine.

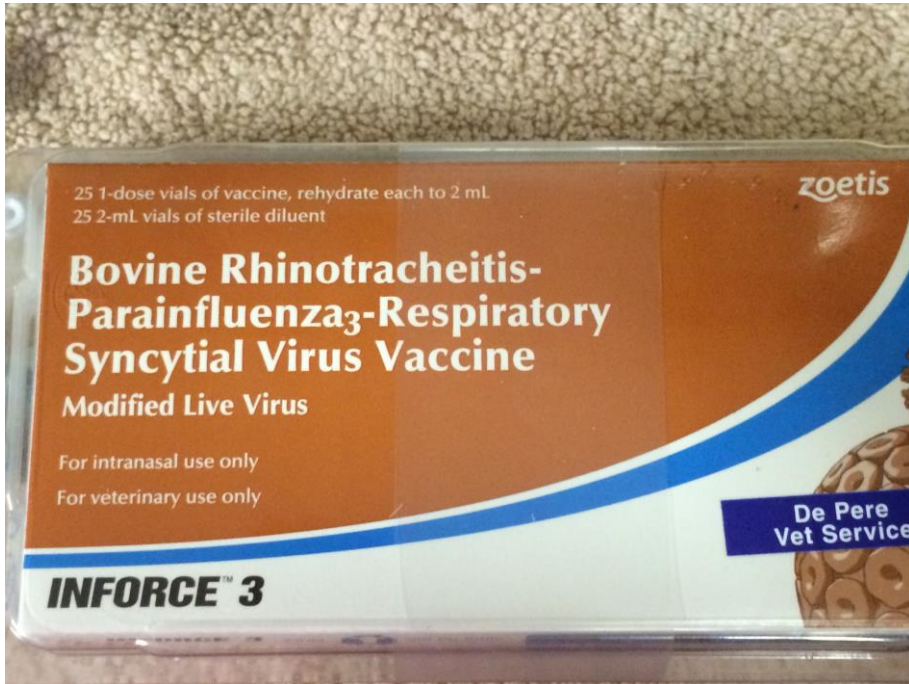
Re-dip navel within 24 hours after birth to insure proper application due to cow licking off calf.

Newborn Calf: 1 day old

Give 1 dose of Inforce 3 (Intranasal) If there is a possibility that the calf will need to pass health tests for semen collection, do not give Inforce 3

Give Multimin (1 ml per 100 lbs of body weight SQ)

Newborn Calf: 1 day old - Enforce 3



Draw Sterile Diluent into syringe. Put sterile diluent into Inforce 3 powder and mix. Withdraw mixture into syringe and replace needle with cannula. Shoot syringe contents into one nostril of calf.

Take temperature of calf and record in the health record.

Multimin



Multimin

Inject subcutaneously (SQ)

Calf Dosage: 1 ml per 100 lbs. of body weight

Calf 24 hours to 7 days old- draw blood protein in red top tube-treat only if protein levels are LOW.



Check and record temperature.

Collect blood in red top tube to test for total protein (Extra blood can be used for blood card for parentage for Wagyu association)


Refrigerate

Bring blood to vet clinic for analysis

Colostridium- Determine if enough colostrum was consumed at birth. Draw blood and test for immunoglobulin protein levels. The cut off level is 5.5 for failure of passive transfer using serum measured on a refractometer. Blood test must be performed when calf is 24 hours to 7 days old. If test is below this level treat with Clostridium Perfringens Types C & D Antitoxin.

Inject subcutaneously 10cc for prevention if blood protein is low.

DNA test for Registration with American Wagyu (use blood taken when testing protein)



Draw blood with new syringe and needle.
Place blood on DNA blood card.

Fill out Application for Registration (found on wagyu.org) for:

Parentage verification, recessive tests needed, SCD testing if needed and registration information if needed.

Send blood to GeneSeek and application to GeneSeek.

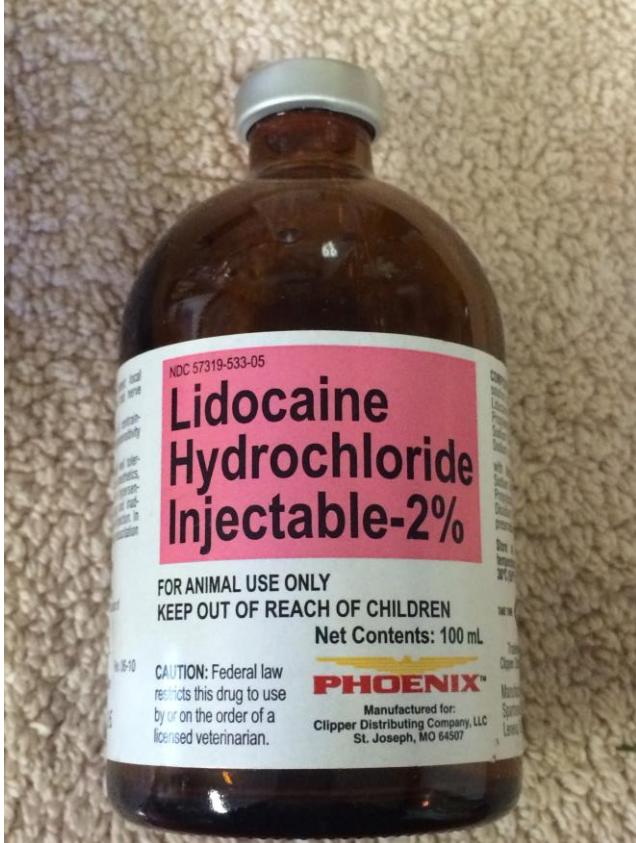
Send application and fees required to American Wagyu Association.

Calf 4 weeks old

Take temperature of calf

Give calf 4 cc Lidocaine Hydrochloride
Injectable 2% near each horn to numb horns.

Dehorn calf-Burn horns with dehorning burner.



Calf 4 weeks old Bull



Castrate bull calves that are to be steers. It may take longer than 4 weeks to determine if the calf is to be steered.

Band testicles of calf with bander.

Give Tetanus shot- Inject subcutaneously or intramuscularly at least 2 doses of 1 ml each. Interval between doses should be approximately 30 days.

Calf 3 months old

Take temperature and record.

Record weight.

Give Multimin (1 ml per 100 lbs. of body weight SQ).

Give 1 dose of Inforce 3 (Intranasal)



Calf 4 months old in groups of 5

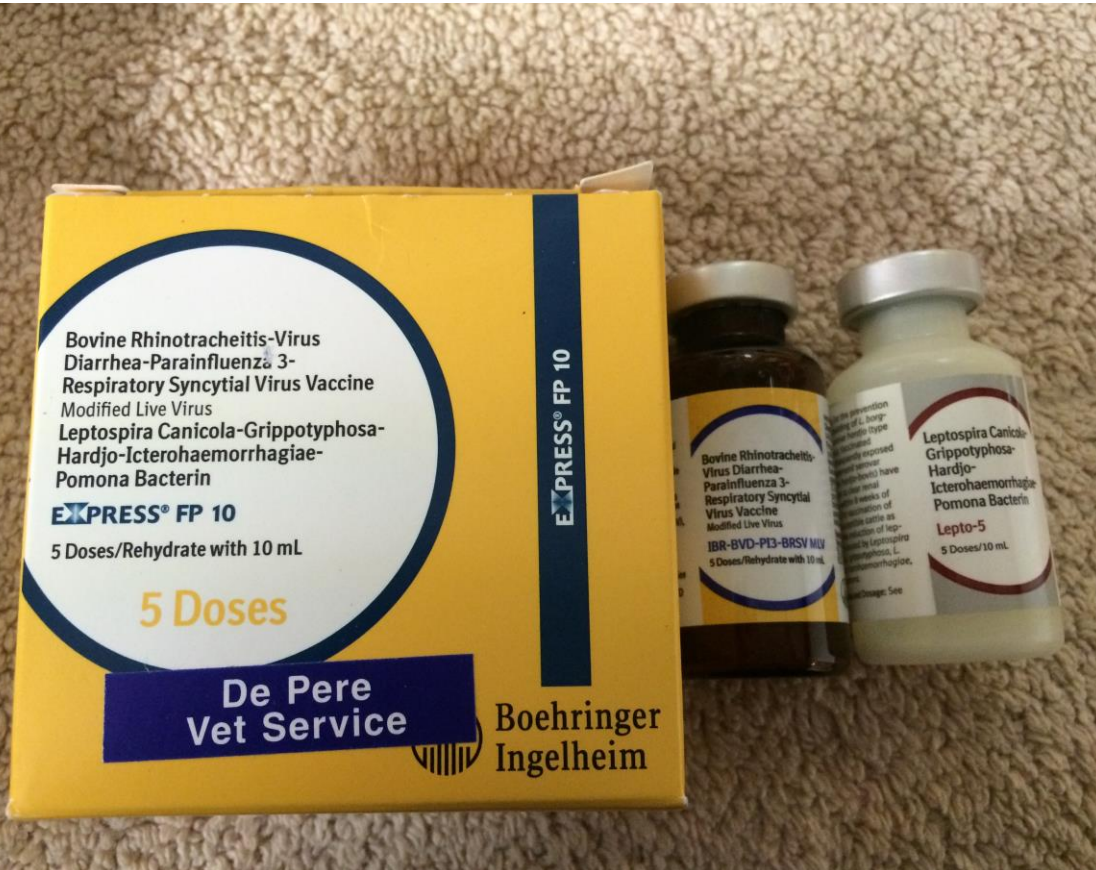
Take temperature and record.

Record weight.

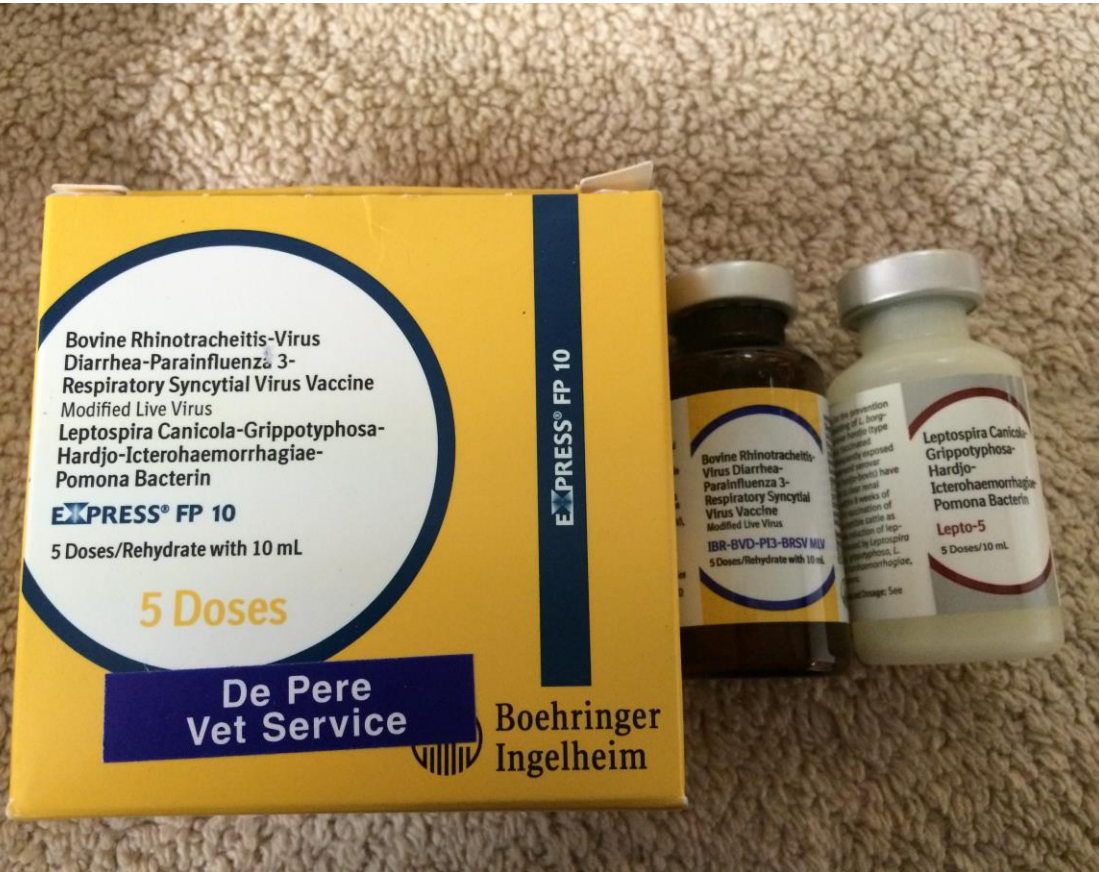
Give initial dose of Bovishield 5L5 or other live Respiratory/Reproductive vaccine

Dosage: Inject 2 mL.

The box contains a 10 mL vial that is to be mixed together for 5 doses. All 5 doses need to be used when vaccine is mixed up.



Calf 5 months old in groups of 5



Take temperature and record.

Record weight.

Give Booster dose of Bovishield 5L5 or other live Respiratory/Reproductive vaccine

Dosage: Inject 2 mL.

The box contains a 10 mL vial that is to be mixed together for 5 doses. All 5 doses need to be used when vaccine is mixed up.

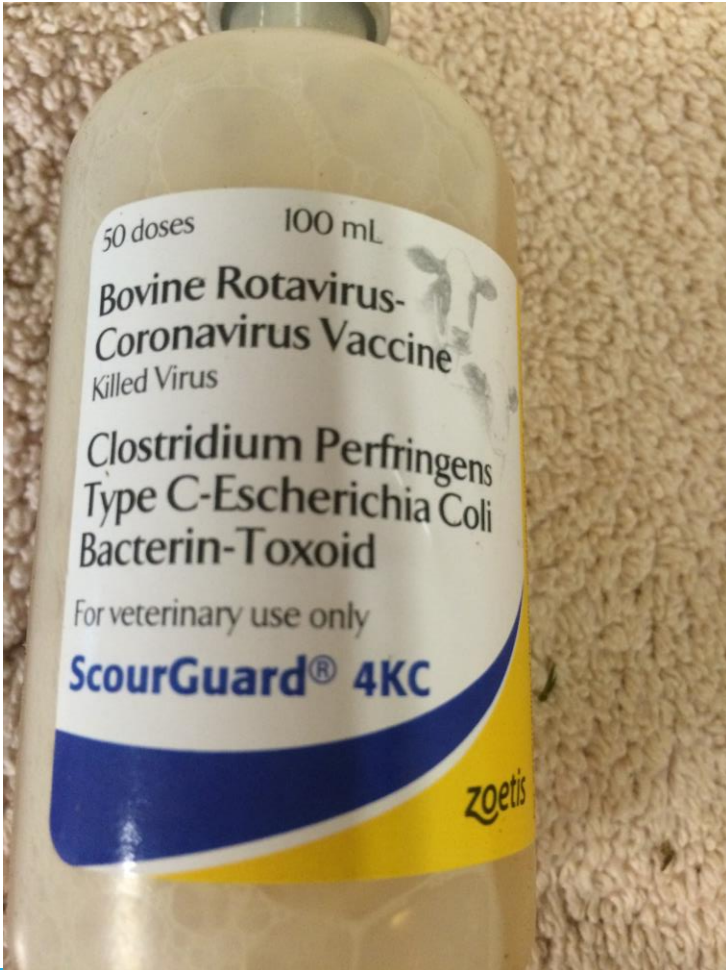
1 year vaccination- Triangle 10



Inject one 5 mL dose intramuscularly or subcutaneously using aseptic technique. Repeat in 14 to 28 days. A 5 ml booster dose is recommended annually or prior to time of stress or exposure.

May be administered to pregnant animals at any stage of gestation.

Pregnant animals- Scour Guard (Very Important !!)



Aseptically administer 2 mL intramuscularly (IM) only. Inject in the neck.

Administer 2 IM doses approximately 3 weeks apart to pregnant cows with the second dose given 3-6 weeks before calving.

Annual Booster: Revaccination with a single dose 3-6 weeks before each subsequent calving is recommended.

Calves with diarrhea problems

Collect manure sample from rectum of calf prior to treatment. Place sample in container in fridge with calf number and date. Bring to vet clinic to be sent out for analysis.

Protocols for sick calves found in separate attachments.

Neonatal Calf Diarrhea

Depending on the cause, calf scours can occur anytime from the first few hours after birth up through the first month to six weeks of life. First-calf heifers often produce lower quality and lower quantity colostrum and thus their calves may be more likely to scour.

Signs may include:

- Diarrhea, sometimes containing blood or mucus
- Dehydration as evidenced by loose, thickened skin.
- Weight loss.
- Weakness.
- Poor growth.
- Rough hair coat
- Death 12-48 hours after onset of disease.

The table below highlights some of the signs associated with particular infectious agents.

Neonatal Calf Diarrhea

Scours agent	Age of onset	Signs
Rotavirus	possible: 0–28 days; most common: 1–6 days	watery brown to light green feces, blood and mucus effortless passing of yellow to white feces
K 99 <i>E. coli</i> bacteria	most common: 1–7 days	
Coronavirus	possible: 0–28 days; most common: 7–10 days	watery, yellow feces
<i>Clostridium perfringens</i> Type C	most common: 7–28 days	sudden death, blood-tinged diarrhea
Cryptosporidia	most common: 7–21 days	watery brown to light green feces, blood and mucus
Coccidia	most common: 21 days and after	blood-tinged diarrhea
<i>Salmonella spp.</i>	most common: 1–7 days	similar to <i>E. coli</i> ; yellow to white feces